

# GEDORE

KLANN EXPERIENCE

Product instructions

EN

## KL-4999-260, -260/AT, -2600, -270 A, -270 A/AT Workshop trolley "MODULO"



### GEDORE Automotive GmbH

Breslauer Straße 41  
78166 - Donaueschingen  
Postfach 1329  
78154 Donaueschingen - GERMANY  
☎ +49 (0) 771 / 8 32 23-0  
☎ +49 (0) 771 / 8 32 23-90  
✉ info.gam@gedore.com



[www.gedore-automotive.com](http://www.gedore-automotive.com)



12/2025

KL-4999-260\_-2600\_-270A\_AT\_EN251202.indd

Worldwide GEDORE service centers and offices are listed on the Internet at: [www.gedore.com](http://www.gedore.com)

## PRODUCT DESCRIPTION

### KL-4999-260, -260/AT, -2600 - Workshop trolley "MODULO 260"

The **MODULO 260** assembly trolley offers the ideal mobile workstation for fast, organised and efficient repair work thanks to its unique configuration.

① The hydraulic cylinder 17 t - **KL-0040-2500** is not included in the scope of delivery of the assembly trolley - **KL-4999-2600!**

### Content / Scope of application

- Various drive parts such as hydraulic cylinders 17 t **KL-0040-2500**, ring ratchet/open-end wrench, impact puller 4.8 kg **KL-0049-31** as well as tension/compression spindles (mechanical, hydraulic), quick-release/clamping nuts and adapters of **the KL-0039-..series** for drive of the tool sets.
- **KL-4007-411** articulated handle as well as power screwdriver/socket wrench inserts (hexagon / TX / XZN) for loosening and tightening wheel bearing centre bolts.
- Retaining ring pliers **KL-0192-5** for removing and installing wheel bearing retaining rings.
- Wire brush for derusting and cleaning various components.
- Wheel hub puller **KL-0041-38..** as well as wheel bearing tool sets **KL-0041-4.. Series** for pressing out and pressing in wheel hub/bearing units, e.g. on VW, Audi, Seat, Skoda, Ford, Mazda and Volvo vehicles.
- Puller from **the KL-0174-.. series** for pulling out conventional wheel hubs as well as pressing out glued-in and stuck drive shafts.
- Hook for impact puller **KL-0049-360 A for** removing wishbones from the suspension joint clamping hole.
- Wheel bearing tool sets from the **KL-0039-.. series** for pressing out and pressing in almost all conventional wheel bearings and wheel hubs.
- Silent bloc tool sets from the **KL-0039-.. series** for pressing out and pressing in silent bearings and joint bearings.
- Pressing devices from **the KL-0326-1.. series** for pressing out and pressing in support/guide joints, e.g. on Mercedes and VW T4 vehicles.
- Pressing devices from **the KL-0610-1.. series** for pressing out and pressing in Silent bloc on rear axle trailing arms, e.g. on Ford, Mazda and Volvo vehicles.
- Wheel bearing tool **KL-2211-111..** for removing stuck bolted wheel bearing units, e.g. on Subaru.



### Required drive parts

**KL-0215-35 M25** - Hydraulic pump

### Technical data for assembly trolley

- Dimensions H 985 x W 1200 x D 635 mm
- Beech multiplex worktop, 30 mm thick, oiled
- Total load capacity: 1000 kg / In mobile operation: 750 kg
- 2x fixed castors Ø 200 mm and 2x swivel castors Ø 125 mm with total locks
- Sheet steel, corrosion-resistant, scratch-resistant powder-coated in GEDORE blue (KL-4999-260 /-2600) or in anthracite /RAL 7016 (KL-4999-260/AT)
- Extra wide drawers W 998 x D 474 mm with full extension, load capacity up to 70 kg
- Automatic drawer closure with individual pull-out stop and central locking
- Side panels with Euro holes 10 x 38 mm for attaching hooks and tools

Scope of delivery:



**SAFETY INSTRUCTIONS AND REGULATIONS**

- ✔ Read and understand this product information **before using** the special tool. This is to familiarise you with the special tool for **safe use!**
- ✔ Use the special tool **as intended and always** carry out maintenance and repair work in accordance with occupational health and safety regulations and accident prevention rules, as well as the vehicle manufacturer's instructions.
- ✔ Before **each use**, **carefully** check the special tool for damage, loose parts or unauthorised modifications, and **never** use it if any such issues are found!
- ✔ **Before each use**, check the moving parts and threads on the special tool for contamination. If necessary, clean and lubricate them **exclusively** with molybdenum disulphide paste, e.g. **KL-0014-0030!**
- ✔ When necessary, **always** wear **your** personal protective equipment at work, such as safety goggles, protective gloves and safety shoes!
- ✔ Stop work **immediately** if you are unsure about using the special tool and, **if necessary**, contact **GEDORE Automotive GmbH!**
- ✔ Dispose of the special tool and packaging material in an environmentally friendly manner in accordance with legal requirements. If necessary, ask your local authority or **GEDORE Automotive GmbH about** environmentally friendly disposal options!

## PRODUCT DESCRIPTION

### KL-4999-270 A /-270 A/AT - Workshop trolley "MODULO 270 A"

The **MODULO 270 A** assembly trolley offers the ideal mobile workstation for fast, organised and efficient repair work thanks to its unique configuration.

### Content / Scope of application

- Various drive parts such as hydraulic cylinder 17 t **KL-0040-2500**, hydraulic pump **KL-0215-35 M25**, ring ratchet/open-end wrench, impact puller 4.8 kg **KL-0049-31**, as well as tension/compression spindles (mechanical, hydraulic), quick-release/clamping nuts and adapters from **the KL-0039 series for** drive of the tool sets.
- **KL-4007-411** articulated handle as well as power screwdriver/socket wrench sockets (hexagon / TX / XZN) for loosening and tightening wheel bearing centre bolts.
- Retaining ring pliers **KL-0192-5** for removing and installing wheel bearing retaining rings.
- Wire brush for derusting and cleaning various components.
- Wheel hub puller **KL-0041-38..** as well as wheel bearing tool sets from **the KL-0041-4.. series** for pressing out and pressing in wheel hub/bearing units, e.g. on VW, Audi, Seat, Skoda, Ford, Mazda and Volvo vehicles.
- Puller from **the KL-0174-.. series** for pulling out conventional wheel hubs as well as pressing out glued-in and stuck drive shafts.
- Hook **KL-0049-360 A** for removing wishbones from the support joint clamping hole.
- Wheel bearing tool sets from the **KL-0039-.. series** for pressing out and pressing in almost all conventional wheel bearings and wheel hubs.
- Silent bloc tool sets from the **KL-0039-.. series** for pressing out and pressing in silent bearings and joint bearings.
- Pressing devices from **the KL-0326-1.. series** for pressing out and pressing in support/guide joints, e.g. on Mercedes and VW T4 vehicles.
- Pressing devices from **the KL-0610-1.. series** for pressing out and pressing in Silent bloc on rear axle trailing arms, e.g. on Ford, Mazda and Volvo vehicles.
- Wheel bearing tool **KL-2211-111..** for removing stuck bolted wheel bearing units, e.g. on Subaru.
- **KL-0115** holding device for counterholding wheel hubs when loosening and tightening the wheel bearing central screw.
- Puller from the **KL-0042-9.. series** for removing stuck wheel bearing inner rings on the wheel hub.
- **KL-0121-96** clamping pliers for compressing ear clamps and locking continuously adjustable clamps.
- Puller from the **KL-0165-.. series** for removing ball joint connections on steering and axle systems.
- Eccentric wrench **KL-0167-30 A** for loosening and tightening internal tie rods and axial joints.
- **KL-0190-12** puller fork for testing bearing and joint connections on vehicle axles as well as for removing various parts.
- **KL-0173-6.. A series** thread repair tool for repairing stud bolt threads (wheel hub) and pulling in drive shafts.

### Technical data for assembly trolley


- Dimensions H 985 x W 1200 x D 635 mm
- Beech multiplex worktop, 30 mm thick, oiled
- Total load capacity: 1000 kg / In mobile operation: 750 kg
- 2x fixed castors Ø 200 mm and 2x swivel castors Ø 125 mm with total locks
- Sheet steel, corrosion-resistant, scratch-resistant powder-coated in GEDORE blue (KL-4999-270 A) or anthracite/ (KL-4999-270 A/AT).
- Extra wide drawers W 998 x D 474 mm with full extension, load capacity up to 70 kg
- Automatic drawer retraction with individual pull-out stop and central locking
- Side walls with Euro perforations 10 x 38 mm for attaching hooks and tools

**Scope of delivery:**


**Workshop/assembly trolley**



**Drawer insert A**




**Drawer insert B**



**Drawer insert D**



**Drawer insert C**



**⚠ SAFETY INSTRUCTIONS AND REGULATIONS**

- Read and understand this product information **before using** the special tool. This is to familiarise you with the special tool for **safe use!**
- Use the special tool **as intended and always** carry out maintenance and repair work in accordance with occupational health and safety regulations and accident prevention rules, as well as the vehicle manufacturer's instructions.
- Before **each use**, **carefully** check the special tool for damage, loose parts or unauthorised modifications, and **never** use it if any of these are found!
- **Before each use**, check the moving parts and threads on the special tool for contamination. If necessary, clean and lubricate them **exclusively** with molybdenum disulphide paste, e.g. **KL-0014-0030!**
- When necessary, **always** wear **your** personal protective equipment at work, such as safety goggles, protective gloves and safety shoes!
- Stop work **immediately** if you are unsure about using the special tool and, **if necessary**, contact **GEDORE Automotive GmbH!**
- Dispose of the special tool and packaging material in an environmentally friendly manner in accordance with legal requirements. If necessary, ask your local authority or **GEDORE Automotive GmbH** about environmentally friendly disposal options!

## KL-4999-2601 E (Drawer insert A)

**A** Depending on the application, follow the relevant instructions!



**Scope of delivery:**

Pos.	Part no.	Description	Qty.
1	KL-4007-411	Articulated handle 3/4", 980mm	1
2	KL-4014-4224	In-hex socket, size (waf) 24mm	1
3	643	Brake calliper brush	1
4	KL-0039-1930	Thrust spindle , M20 x 350mm	1
5	KL-0039-2010-1	Pulling spindle M10x1.25 for mechanical drive	1
	KL-0039-2012-1	Pulling spindle , M12 for mechanical drive	1
6	KL-0039-2014-1	Pulling spindle , M14 for mechanical drive	1
	KL-0039-2016-1	Pulling spindle , M16 for mechanical drive	1
7	KL-0039-1912-1	Pulling spindle, M12 for hydraulic cylinder	1
8	KL-0039-1920-1 A	Pulling spindle, M20 for hydraulic cylinder	1
9	KL-0049-31	Impact extractor 4.8kg with adapter 2 1/4"-14 UNS	1
10	D 32 36	Socket 3/4", UD profile, 36mm	1
11	IN K 32 19	Power screwdriver socket 3/4", 19mm	1
12	IN K 32 17	Power screwdriver socket 3/4", 17mm	1
13	KL-0039-2120-2	Quick-clamping nut, M20	1
14	KL-0039-2192	Conical adapter for quick-release nut, M20	1
15	KL-4031-4118	In-hex socket , 3/4", XZN-M18, 61mm	1
16	KL-0039-2112-2	Quick-clamping nut, M12	1
17	KL-0039-2110-2	Quick-release nut M10 x 1.25	1

Pos.	Part no.	Description	Qty.
18	KL-0040-3009	Clamping nut, M20	1
19	KL-0041-3812	Clamping nut, Ø 30mm, M20	1
20	KL-0039-1912-2	Collar nut, M12	1
21	KL-0039-1910-2	Collar nut, M10x1.25	1
22	KL-0214-2202	Spacer ring, Ø 30mm	1
23	KL-0040-2500	Hydraulic cylinder , 17t <i>(Not included in the assembly trolleys - KL-4999-2600 and KL-4999-2700!)</i>	1
24	19 8	Socket, 8mm	1
25	19 10	Socket, 10mm	1
26	19 13	Socket, 13mm	1
27	19 22	Socket, 22mm	1
28	KL-0039-1011	Mounting adapter for mechanical spindle	1
29	KL-0039-1002	Mounting adapter for clamping nut M20	1
30	KL-0039-1003	Adapter for hydraulic cylinder	1
31	1993 U-20	Reversible ratchet, 1/2"	1
32	KL-0192-5	Locking ring pliers, Ø 40 - 100mm	1
33	7 R 22	Open-ended spanner with ring ratchet, UD profile 22mm	1
34	6 22X27	Double open-ended spanner, 22x27mm	1
35	6 30X36	Double open-ended spanner, 22x36mm	1
<b>KL-4999-1335 - Foam insert for drawer</b>			

## KL-4999-2602 E (Drawer insert B)

**A** Depending on the application, follow the relevant instructions!



**Scope of delivery:**

Pos.	Part no.	Description	Qty.	
1	KL-0041-3800 A	Wheel hub extractor basic unit with adjusting spindle	1	
2	KL-0041-3931	Pressure screw, M14x1.5	5	
3	KL-0039-1935	Thrust piece	1	
4	KL-0174-701	Collar nut, hex., M14	4	
5	KL-0041-4608 D	Cover	1	
	KL-0041-4607	Housing	1	
6	KL-0174-240	Perforated disc, size 2 ,(3,4,5 and 6 hole)	1	
7	KL-0049-360 A	Hook for impact extractor	1	
8	KL-0174-559	Adapter 2¼"-14 UNS to 2¼"-14 UNS	1	
9	KL-0174-762	Pull bolt, type M, M12 x 1.25	4	
10	KL-0174-763	Pull bolt, type M, M12 x 1.5	4	
11	KL-0174-764 A	Pull bolt, type M, M14 x 1.5	4	
12	KL-0174-722	Tension bolt, type B, M12 x 1.25	4	
13	KL-0174-723	Tension bolt, type B, M12 x 1.5	4	
14	KL-0174-724	Pull bolt, type B, M14 x 1.5	4	
15	KL-0174-727	Pull bolt, type B, M14 x 1.25	4	
16	KL-0174-728	Pull bolt, M15x1.25	3	
17	KL-0041-4400 C	Pair of clamping jaws, Ø 72mm	1	
18	KL-0041-4500 B	Pair of clamping jaws, Ø 85mm	1	
19	KL-0041-4600 E	Pair of clamping jaws, Ø 78mm	1	
20	KL-0039-1401	Bearing cover	1	
	KL-0039-1413	Centring ring, Ø 70mm	1	
	KL-0039-1414	Centring ring, Ø 75mm	1	
	KL-0039-1415	Centring ring, Ø 80mm	1	
21	KL-0039-1402	Housing	1	
22	KL-0039-1325	Centring ring, Ø 25mm	1	
	KL-0039-1326	Centring ring, Ø 26mm	1	
	KL-0039-1327	Centring ring, Ø 27mm	1	
	KL-0039-1328	Centring ring, Ø 28mm	1	
	KL-0039-1329	Centring ring, Ø 29mm	1	
	KL-0039-1330	Centring ring, Ø 30mm	1	
	KL-0039-1331	Centring ring, Ø 31mm	1	
	KL-0039-1332	Centring ring, Ø 32mm	1	
	KL-0039-1333	Centring ring, Ø 33mm	1	
	KL-0039-1334	Centring ring, Ø 34mm	1	
	KL-0039-1335	Centring ring, Ø 35mm	1	
	KL-0039-1336	Centring ring, Ø 36mm	1	
	KL-0039-1337	Centring ring, Ø 37mm	1	
	KL-0039-1338	Centring ring, Ø 38mm	1	
	KL-0039-1339	Centring ring, Ø 39mm	1	
	KL-0039-1340	Centring ring, Ø 40mm	1	
	KL-0039-1341	Centring ring, Ø 41mm	1	
	23	KL-0039-1342	Centring ring, Ø 42mm	1
		KL-0039-1343	Centring ring, Ø 43mm	1
KL-0039-1344		Centring ring, Ø 44mm	1	
KL-0039-1345		Centring ring, Ø 45mm	1	
KL-0039-1346		Centring ring, Ø 46mm	1	
KL-0039-1347		Centring ring, Ø 47mm	1	

Pos.	Part no.	Description	Qty.	
23	KL-0039-1348	Centring ring, Ø 48mm	1	
	KL-0039-1349	Centring ring, Ø 49mm	1	
	KL-0039-1350	Centring ring, Ø 50mm	1	
	KL-0039-1351	Centring ring, Ø 51mm	1	
	KL-0039-1352	Centring ring, Ø 52mm	1	
	KL-0039-1353	Centring ring, Ø 53mm	1	
	KL-0039-1354	Centring ring, Ø 54mm	1	
	KL-0039-1355	Centring ring, Ø 55mm	1	
	KL-0039-1356	Centring ring, Ø 56mm	1	
	KL-0039-1357	Centring ring, Ø 57mm	1	
	KL-0039-1358	Centring ring, Ø 58mm	1	
	KL-0039-1359	Centring ring, Ø 59mm	1	
	KL-0039-1360	Centring ring, Ø 60mm	1	
	24	KL-0039-1254	Thrust ring, Ø 54mm	1
		KL-0039-1260	Thrust ring, Ø 60mm	1
		KL-0039-1261	Thrust ring, Ø 61mm	1
		KL-0039-1262	Thrust ring, Ø 62mm	1
		KL-0039-1263	Thrust ring, Ø 63mm	1
		KL-0039-1264	Thrust ring, Ø 64mm	1
KL-0039-1265		Thrust ring, Ø 65mm	1	
KL-0039-1266		Thrust ring, Ø 66mm	1	
KL-0039-1267		Thrust ring, Ø 67mm	1	
KL-0039-1268		Thrust ring, Ø 68mm	1	
KL-0039-1269		Thrust ring, Ø 69mm	1	
KL-0039-1270		Thrust ring, Ø 70mm	1	
KL-0039-1271		Thrust ring, Ø 71mm	1	
KL-0039-1272		Thrust ring, Ø 72mm	1	
KL-0039-1273		Thrust ring, Ø 73mm	1	
KL-0039-1274		Thrust ring, Ø 74mm	1	
KL-0039-1275		Thrust ring, Ø 75mm	1	
KL-0039-1276		Thrust ring, Ø 76mm	1	
KL-0039-1277		Thrust ring, Ø 77mm	1	
KL-0039-1278		Thrust ring, Ø 78mm	1	
KL-0039-1279		Thrust ring, Ø 79mm	1	
KL-0039-1280		Thrust ring, Ø 80mm	1	
KL-0039-1281		Thrust ring, Ø 81mm	1	
KL-0039-1282		Thrust ring, Ø 82mm	1	
KL-0039-1283		Thrust ring, Ø 83mm	1	
KL-0039-1284		Thrust ring, Ø 84mm	1	
KL-0039-1285		Thrust ring, Ø 85mm	1	
KL-0039-1286		Thrust ring, Ø 86mm	1	
KL-0039-1287		Thrust ring, Ø 87mm	1	
KL-0039-1288		Thrust ring, Ø 88mm	1	
KL-0039-1289		Thrust ring, Ø 89mm	1	
KL-0039-1290	Thrust ring, Ø 90mm	1		
KL-0039-1296	Thrust ring, Ø 96mm	1		
KL-0039-1502	Thrust ring, Ø 93mm	1		
KL-0039-1506	Centring ring, Ø 60mm	1		
<b>KL-4999-2602-1 - Foam insert for drawer</b>				

## KL-4999-2603 E (Drawer insert C)

**⚠** Depending on the application, follow the relevant instructions!




**Scope of delivery:**

Pos.	Part no.	Description	Qty.
1	KL-0610-1502	Pressure sleeve Ford, Volvo	1
2	KL-0610-1311 A	Pressure/support sleeve, Ø 59.3 / 52mm	1
3	KL-0610-1332	Pressure/support sleeve, Ø 70/62mm	1
4	KL-0610-1341	Pressure/support sleeve, Ø 70 / 66.5mm	1
5	KL-0039-1630	Pressure/support sleeve, short, Ø 30 / 22mm	1
6	KL-0039-1634	Pressure/support sleeve, short, Ø 34 / 26mm	1
7	KL-0039-1640	Pressure/support sleeve, short, Ø 40 / 32mm	1
8	KL-0039-1642	Pressure/support sleeve, short, Ø 42 / 34mm	1
9	KL-0039-1646	Pressure/support sleeve, short, Ø 46 / 38mm	1
10	KL-0039-1650	Pressure/support sleeve, short, Ø 50 / 42mm	1
11	KL-0039-1654	Pressure/support sleeve, short, Ø 54 / Ø 46mm	1
12	KL-0039-1658	Pressure/support sleeve, short, Ø 58 / 50mm	1
13	KL-0039-1664	Pressure/support sleeve, short, Ø 64 / 56mm	1
14	KL-0039-1666	Pressure/support sleeve, short, 66 / 58 mm	1
15	KL-0039-1670	Pressure/support sleeve, short, Ø 70 / 62 mm	1
16	KL-0039-1672	Pressure/support sleeve, short, Ø 72 / 64 mm	1
17	KL-0039-1674	Pressure/support sleeve, short, Ø 74 / 66 mm	1
18	KL-0039-1682	Pressure/support sleeve, short, Ø 82 / 74mm	1
19	KL-0610-1503	Adapter	1
20	KL-0326-1111	Adapter ring 1 with O-ring	1
21	KL-0326-1312 A	Adapter ring 4	1
22	KL-0326-1311	Adapter ring 3 with O-ring	1
23	KL-0326-1411	Adapter ring 5 with O-ring	1
24	KL-0049-3004	Hex nut, M18	4
25	KL-0039-1914-2	Collar nut, M14	2
26	KL-0039-1916-2	Collar nut, M16	2
27	KL-0326-1000 B	Press frame (basic tool)	1
28	KL-0610-1501-1	Thrust ring	1
29	KL-0039-1153	Pull rod M18, 375mm long	2

Pos.	Part no.	Description	Qty.
30	KL-0039-1140 V	Press frame, 17t	1
31	KL-0610-1501-2	Pull rod extension	2
32	KL-0215-4004	Pull rod	2
33	KL-0039-1503	Adapter ring, conical	1
34	KL-0039-1504	Adapter ring, conical	1
35	KL-0039-1505	Adapter ring, cylindrical	1
36	KL-0039-1509	Adapter ring, cylindrical	1
37	KL-0039-1501	Centring ring	1
38	KL-2211-1112	Subaru supporting sleeve	1
39	KL-0326-1313 A	Pressure/support sleeve, Ø 60 / 52mm	1
40	KL-0326-1314	Pressure/support sleeve, Ø 56 / 48mm	1
41	KL-0043-8662 A	Sleeve (top) VW T4	1
42	KL-0350-5102	Pressure sleeve	1
43	KL-0039-1802	Centring sleeve, long, Ø 27.4mm	1
44	KL-0039-1803	Centring sleeve, long, Ø 29.7mm	1
45	KL-0041-4601	Guide bushing, Ø 29.5mm	1
46	KL-0041-4602	Guide bushing, Ø 26.3mm	1
47	KL-0039-1744	Pressure/support sleeve, long, Ø 44 / 36mm	1
48	KL-0039-1750	Pressure/support sleeve, long, Ø 50 / 42mm	1
49	KL-0039-1756	Pressure/support sleeve, long, Ø 56 / 48mm	1
50	KL-0039-1762	Pressure/support sleeve, long, Ø 62 / 54mm	1
51	KL-0039-1766	Pressure/support sleeve, long, Ø 66 / 58mm	1
52	KL-0039-1770	Pressure/support sleeve, long, Ø 70 / 62mm	1
53	KL-0039-1774	Pressure/support sleeve, long, Ø 74 / 66mm	1
54	KL-0039-1778	Pressure/support sleeve, long, Ø 78 / 70mm	1
55	KL-0039-1782	Pressure/support sleeve, long, Ø 82 / 74mm	1
56	KL-0039-1784	Pressure/support sleeve, long, Ø 84 / 76mm	1
<b>KL-4999-2603-1 - Foam insert for drawer</b>			

## KL-4999-2701 EA (drawer insert D)

**A** Depending on the application, follow the relevant instructions!



**Scope of delivery:**

Pos.	Part no.	Description	Qty.
1	KL-0115	Retainer for wheel hubs	1
2	KL-0174-817	Spindle with pin (Ø 14mm), M20x1.5 x 150	1
3	KL-0042-9002	Handle	1
4	KL-0042-9004	Special ring spanner size (waf) 36mm, with handle	1
5	KL-0014-0030	Molybdenum disulphide paste, 50g	1
6	KL-0042-9031	Collet chuck, size 3, Ø 44 - 48mm	1
7	KL-0042-9041	Collet chuck, size 4, Ø 48 - 52mm	1
8	KL-0042-9001	Clamping sleeve	1
9	KL-0042-9051	Collet chuck size 5, Ø 52 - 56mm	1
10	KL-0042-9061	Collet chuck size 6, Ø 56 - 60mm	1
11	KL-0042-9091	Collet chuck size 9, Ø 68 - 72mm	1
12	KL-0042-9081	Collet chuck size 8, Ø 64 - 68mm	1
13	KL-0165-1101	Fork, size 1, 22mm	1
14	KL-0165-1201	Fork, size 1, 24mm	1
15	KL-0165-1401	Fork, size 1, 30mm	1
16	KL-0165-2001	Fork, size 2, 22mm	1
17	KL-0165-2201	Fork, size 2, 26mm	1
18	KL-0165-2301	Fork, size 2, 30mm	1
19	KL-0174-851	Thrust piece for wheel hub, outside diameter 34mm	1
20	KL-0174-854	Thrust piece for wheel hub, outside diameter 48mm	1
21	KL-0165-100	Ball joint breaker basic unit	1
	KL-0165-1001	Fork, size 1, 20mm	1
22	KL-0165-300	Ball joint breaker basic unit	1

Pos.	Part no.	Description	Qty.
22	KL-0165-3501	Fork, size 3, 33mm	1
23	KL-0121-9600 B	Hose clamp pliers	1
24	KL-0121-9611-1	Hook	2
25	KL-0039-1918-2	Collar nut, M18	1
	KL-0177-3001	Outside housing Ø 39mm inside Ø 29mm	1
	KL-0177-3002	Outside housing Ø 46mm inside Ø 36mm	1
	KL-0177-2051	Pulling spindle M16x1.5 (nut thread)	1
	KL-0177-2052	Pulling spindle M18x1.5 (nut thread)	1
	KL-0177-2053	Pulling spindle M20x1.5 (nut thread)	1
	KL-0177-2054	Pulling spindle M22x1.5 (nut thread)	1
	KL-0177-2055	Pulling spindle M24x1.5 (nut thread)	1
	KL-0177-2056	Pulling spindle M27x1.5 (nut thread)	1
	KL-0177-2057	Pulling spindle M30x1.5 (nut thread)	1
	KL-0177-2061	Pulling spindle M14x1.5 (bolt thread)	1
	KL-0177-2062	Pulling spindle M16x1.5 (bolt thread)	1
	-	KL-0173--601 A	Rethreading tool kit
26	KL-0173-611 A	Rethreading tool (M12x1.25)	1
27	KL-0173-622 A	Rethreading tool (M14x1.5)	1
28	KL-0173-612	Rethreading tool (M12x1.5)	1
29	KL-0167-30 A	Excentric wrench to remove / install the inner track rod joint	1
30	KL-0190-12	Breaker fork with handle	1
<b>KL-4999-2701-1 - Foam insert for drawer</b>			

## INSTRUCTION OVERVIEW

**i** This chapter provides an overview of all instructions relating to the workshop/assembly trolley. Depending on the special tool and application, the relevant instructions **must** be read and understood **before use!**

Digital instructions are available for this assembly trolley. You can access these instructions as well as further information about the product via the following **QR code**:

. Alternatively, the digital instructions are also available on our website [www.gedore-automotive.com](http://www.gedore-automotive.com) in the "Service" section under "Instructions".

The instructions are part of the assembly trolley. Read and observe these instructions and regulations, including all , before using the assembly trolley.

If you do not have the instructions or do not have access to a compatible device, please contact us. We will then send you the instructions immediately.  
**Do not use the assembly trolley without reading the instructions!**



### KL-0039-.. - Universal wheel bearing tool series

Universal for pressing out and pressing in conventional wheel bearings and wheel hubs.



### KL-0039-.. - Universal Silent/joint bearing tool series

Universal for pressing out and pressing in silent bearings and spherical bearings as well as support joints.



### KL-0039-23 Quick-release nut set

Quick-release nuts for fast adjustment on a drawbar simply by sliding.



**KL-0040-... / KL-0215-...**  
**Hydraulic drive parts and accessories**

For drive of **GEDORE** Automotive special tools.



**KL-0041-4...**  
**Wheel bearing tool**

For installing wheel hub/bearing units with bearings



**KL-0041-380 EA**  
**Wheel hub puller**

For pulling wheel hub/bearing units out of the wheel bearing housing.



**KL-0042-96 K**  
**Bearing inner ring puller set**

For removing inner rings from ball or roller bearings, e.g. wheel bearings, etc.



**KL-0049-31**  
**Impact extractor 4.8 kg**

For pulling out wheel hubs, thru axles, drive shafts, brake drums, etc.



**KL-0049-360 A**  
**Hook for impact extractor**

For removing wishbones with support joints from a clamping bore on the steering knuckle.



## INSTRUCTION OVERVIEW

### KL-0115

#### Retaining device for wheel hubs

For loosening and tightening fastening nuts on drive shafts or wheel hubs.



### KL-0121-96 B / -9600 B

#### Clamping pliers for Steering and axle boots


For compressing ear clamps and locking continuously adjustable clamps.



### KL-0165-..

#### Ball joint puller series


For loosening ball joint connections on axle and steering systems.



### KL-0167-30 A

#### Eccentric wrench for internal tie rod joints

For removing and installing inner track rods and axial joints.



### KL-0173-6..A

#### Thread repair tool for wheel bolts

For reshaping damaged threads on wheel bolts and wheel screws.



### KL-0174-..

#### Wheel hub or Wheel bearing puller series

Universal for pulling out wheel hubs.



**KL-0177-3**

**Joint shaft draw-in tool**

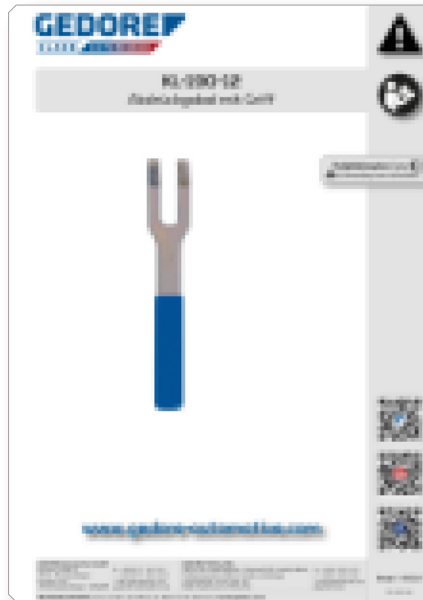
For pressing out drive shafts or removing wheel hubs, brake drums and stub axles.



**KL-0190-12**

**Universal impression fork**


Universal for pressing out exhaust rubber seals and checking axle/joint connections, for example.



**KL-0192-5**

**Retaining ring pliers**

For internal retaining rings in gearbox and wheel bearing repairs.



**KL-0326-1000 B /-161 E**

**Press bracket for suspension joints**

For pressing out and pressing in suspension/guide joints, e.g. on Mercedes and VW vehicles.



**KL-0610-13..**

**Sleeve set for Silent bloc on rear axle trailing arm**


For pressing Silent bloc out of and into rear axle trailing arms.



**KL-0610-15 A**

**Pressing device, Ford, Volvo**

For pressing out and pressing in Silent bloc on the rear axle trailing arm.



## INSTRUCTION OVERVIEW

**KL-2211-111**
**Wheel bearing tool  
for Subaru rear axle**

For removing bolted wheel bearing units on Subaru rear axles.


**KL-4007-411**
**Articulated handle 3/4", 980 mm**

For loosening wheel bearing bolts and extremely stuck screws.


**KL-4014-4224**
**Screwdriver bit, size (waf) 24**

For loosening and tightening the fastening nut/bolt, e.g. on the front or rear axle drive shaft.


**KL-4031-4118  
screwdriver bit  
XZN-M18, 3/4"**

For loosening or tightening the wheel bearing central screw on the rear axle.


**KL-4999-120 A / -120 A/AT / -121 A  
MODULO workshop/assembly  
trolley**

Information and technical data on the workshop/assembly trolley.



## SINGLE PART OVERVIEW

This overview shows the **position** of the individual parts in the corresponding **insert**, sorted numerically by Part no., and is intended to facilitate searching.

Part no.	designation	Deposit / Position
19 10	Socket wrench insert 10 mm	<b>A / 25</b>
19 13	Socket wrench insert 13 mm	<b>A / 26</b>
19 22	Socket wrench insert 22 mm	<b>A / 27</b>
19 8	Socket wrench insert 8 mm	<b>A / 24</b>
1993 Under-20	Reversible ratchet 1/2"	<b>A / 31</b>
6 22X27	Combination spanner 22x27 mm	<b>A / 34</b>
6 30X36	Combination spanner 22x36 mm	<b>A / 35</b>
643	Brake caliper brush	<b>A / 3</b>
7 R 22	Open-end spanner with ring ratchet, UD profile 22 mm	<b>A / 33</b>
D 32 36	Socket wrench insert 3/4", UD profile 36 mm	<b>A / 10</b>
IN K 32 17	Power screwdriver bit 3/4" 17 mm	<b>A / 12</b>
IN K 32 19	Power screwdriver bit 3/4" 19 mm	<b>A / 11</b>
KL-0014-0030	Molybdenum disulphide paste, 50 g	<b>D / 5</b>
KL-0039-1002	Mounting adapter for clamping nut M20	<b>A / 29</b>
KL-0039-1003	Mounting adapter for hydraulic cylinders	<b>A / 30</b>
KL-0039-1011	Mounting adapter for mechanical spindle	<b>A / 28</b>
KL-0039-1140 V	Press frame, 17 t	<b>C / 30</b>
KL-0039-1153	Pull rod M18, 375 mm long	<b>C / 29</b>
KL-0039-1254	Pressure ring Ø 54 mm	<b>B / 24</b>
KL-0039-1260	Pressure ring Ø 60 mm	<b>B / 24</b>
KL-0039-1261	Pressure ring Ø 61 mm	<b>B / 24</b>
KL-0039-1262	Pressure ring Ø 62 mm	<b>B / 24</b>
KL-0039-1263	Pressure ring Ø 63 mm	<b>B / 24</b>
KL-0039-1264	Pressure ring Ø 64 mm	<b>B / 24</b>
KL-0039-1265	Pressure ring Ø 65 mm	<b>B / 24</b>
KL-0039-1266	Pressure ring Ø 66 mm	<b>B / 24</b>
KL-0039-1267	Pressure ring Ø 67 mm	<b>B / 24</b>
KL-0039-1268	Pressure ring Ø 68 mm	<b>B / 24</b>
KL-0039-1269	Pressure ring Ø 69 mm	<b>B / 24</b>
KL-0039-1270	Pressure ring Ø 70 mm	<b>B / 24</b>
KL-0039-1271	Pressure ring Ø 71 mm	<b>B / 24</b>
KL-0039-1272	Pressure ring Ø 72 mm	<b>B / 24</b>
KL-0039-1273	Pressure ring Ø 73 mm	<b>B / 24</b>
KL-0039-1274	Pressure ring Ø 74 mm	<b>B / 24</b>
KL-0039-1275	Pressure ring Ø 75 mm	<b>B / 24</b>
KL-0039-1276	Pressure ring Ø 76 mm	<b>B / 24</b>

Part no.	designation	Deposit/Position
KL-0039-1277	Pressure ring Ø 77 mm	<b>B / 24</b>
KL-0039-1278	Pressure ring Ø 78 mm	<b>B / 24</b>
KL-0039-1279	Pressure ring Ø 79 mm	<b>B / 24</b>
KL-0039-1280	Pressure ring Ø 80 mm	<b>B / 24</b>
KL-0039-1281	Pressure ring Ø 81 mm	<b>B / 24</b>
KL-0039-1282	Pressure ring Ø 82 mm	<b>B / 24</b>
KL-0039-1283	Pressure ring Ø 83 mm	<b>B / 24</b>
KL-0039-1284	Pressure ring Ø 84 mm	<b>B / 24</b>
KL-0039-1285	Pressure ring Ø 85 mm	<b>B / 24</b>
KL-0039-1286	Pressure ring Ø 86 mm	<b>B / 24</b>
KL-0039-1287	Pressure ring Ø 87 mm	<b>B / 24</b>
KL-0039-1288	Pressure ring Ø 88 mm	<b>B / 24</b>
KL-0039-1289	Pressure ring Ø 89 mm	<b>B / 24</b>
KL-0039-1290	Pressure ring Ø 90 mm	<b>B / 24</b>
KL-0039-1296	Pressure ring Ø 96 mm	<b>B / 24</b>
KL-0039-1325	Centring ring Ø 25 mm	<b>B / 22</b>
KL-0039-1326	Centring ring Ø 26 mm	<b>B / 22</b>
KL-0039-1327	Centring ring Ø 27 mm	<b>B / 22</b>
KL-0039-1328	Centring ring Ø 28 mm	<b>B / 22</b>
KL-0039-1329	Centring ring Ø 29 mm	<b>B / 22</b>
KL-0039-1330	Centring ring Ø 30 mm	<b>B / 22</b>
KL-0039-1331	Centring ring Ø 31 mm	<b>B / 22</b>
KL-0039-1332	Centring ring Ø 32 mm	<b>B / 22</b>
KL-0039-1333	Centring ring Ø 33 mm	<b>B / 22</b>
KL-0039-1334	Centring ring Ø 34 mm	<b>B / 22</b>
KL-0039-1335	Centring ring Ø 35 mm	<b>B / 22</b>
KL-0039-1336	Centring ring Ø 36 mm	<b>B / 22</b>
KL-0039-1337	Centring ring Ø 37 mm	<b>B / 22</b>
KL-0039-1338	Centring ring Ø 38 mm	<b>B / 22</b>
KL-0039-1339	Centring ring Ø 39 mm	<b>B / 22</b>
KL-0039-1340	Centring ring Ø 40 mm	<b>B / 22</b>
KL-0039-1341	Centring ring Ø 41 mm	<b>B / 22</b>
KL-0039-1342	Centring ring Ø 42 mm	<b>B / 23</b>
KL-0039-1343	Centring ring Ø 43 mm	<b>B / 23</b>
KL-0039-1344	Centring ring Ø 44 mm	<b>B / 23</b>
KL-0039-1345	Centring ring Ø 45 mm	<b>B / 23</b>
KL-0039-1346	Centring ring Ø 46 mm	<b>B / 23</b>
KL-0039-1347	Centring ring Ø 47 mm	<b>B / 23</b>

Part no.	designation	Deposit/Position
KL-0039-1348	Centring ring Ø 48 mm	<b>B / 23</b>
KL-0039-1349	Centring ring Ø 49 mm	<b>B / 23</b>
KL-0039-1350	Centring ring Ø 50 mm	<b>B / 23</b>
KL-0039-1351	Centring ring Ø 51 mm	<b>B / 23</b>
KL-0039-1352	Centring ring Ø 52 mm	<b>B / 23</b>
KL-0039-1353	Centring ring Ø 53 mm	<b>B / 23</b>
KL-0039-1354	Centring ring Ø 54 mm	<b>B / 23</b>
KL-0039-1355	Centring ring Ø 55 mm	<b>B / 23</b>
KL-0039-1356	Centring ring Ø 56 mm	<b>B / 23</b>
KL-0039-1357	Centring ring Ø 57 mm	<b>B / 23</b>
KL-0039-1358	Centring ring Ø 58 mm	<b>B / 23</b>
KL-0039-1359	Centring ring Ø 59 mm	<b>B / 23</b>
KL-0039-1360	Centring ring Ø 60 mm	<b>B / 23</b>
KL-0039-1401	bearing cover	<b>B / 20</b>
KL-0039-1402	housing	<b>B / 21</b>
KL-0039-1413	Centring ring Ø 70 mm	<b>B / 20</b>
KL-0039-1414	Centring ring Ø 75 mm	<b>B / 20</b>
KL-0039-1415	Centring ring Ø 80 mm	<b>B / 20</b>
KL-0039-1501	centring ring	<b>C / 37</b>
KL-0039-1502	Pressure ring Ø 93 mm	<b>B / 24</b>
KL-0039-1503	Adapter ring, conical	<b>C / 33</b>
KL-0039-1504	Adapter ring, conical	<b>C / 34</b>
KL-0039-1505	Adapter ring, cylindrical	<b>C / 35</b>
KL-0039-1506	Centring ring Ø 60 mm	<b>B / 24</b>
KL-0039-1509	Adapter ring, cylindrical	<b>C / 36</b>
KL-0039-1630	Pressure/supporting sleeve, short, Ø 30/22 mm	<b>C / 5</b>
KL-0039-1634	Short pressure/supporting sleeve Ø 34/26 mm	<b>C / 6</b>
KL-0039-1640	Pressure/supporting sleeve, short, Ø 40/32 mm	<b>C / 7</b>
KL-0039-1642	Pressure/supporting sleeve, short, Ø 42/34 mm	<b>C / 8</b>
KL-0039-1646	Pressure/supporting sleeve, short, Ø 46/38 mm	<b>C / 9</b>
KL-0039-1650	Pressure/supporting sleeve, short, Ø 50/42 mm	<b>C / 10</b>
KL-0039-1654	Pressure/supporting sleeve, short, Ø 54/46 mm	<b>C / 11</b>
KL-0039-1658	Pressure/supporting sleeve, short, Ø 58/50 mm	<b>C / 12</b>
KL-0039-1664	Pressure/supporting sleeve, short, Ø 64/56 mm	<b>C / 13</b>
KL-0039-1666	Pressure/supporting sleeve, short, Ø 66/58 mm	<b>C / 14</b>
KL-0039-1670	Pressure/supporting sleeve, short, Ø 70/62 mm	<b>C / 15</b>
KL-0039-1672	Pressure/supporting sleeve, short, Ø 72/64 mm	<b>C / 16</b>
KL-0039-1674	Pressure/supporting sleeve, short, Ø 74/66 mm	<b>C / 17</b>
KL-0039-1682	Pressure/supporting sleeve, short, Ø 82/74 mm	<b>C / 18</b>
KL-0039-1744	Pressure/supporting sleeve, long, Ø 44/36 mm	<b>C / 47</b>

Part no.	designation	Deposit/Position
KL-0039-1750	Pressure/supporting sleeve, long, Ø 50/42 mm	<b>C / 48</b>
KL-0039-1756	Pressure/supporting sleeve, long, Ø 56/48 mm	<b>C / 49</b>
KL-0039-1762	Pressure/supporting sleeve, long, Ø 62/54 mm	<b>C / 50</b>
KL-0039-1766	Pressure/supporting sleeve, long, Ø 66/58 mm	<b>C / 51</b>
KL-0039-1770	Pressure/supporting sleeve, long, Ø 70/62 mm	<b>C / 52</b>
KL-0039-1774	Pressure/supporting sleeve, long, Ø 74/66 mm	<b>C / 53</b>
KL-0039-1778	Pressure/supporting sleeve, long, Ø 78/70 mm	<b>C / 54</b>
KL-0039-1782	Pressure/supporting sleeve, long, Ø 82/74 mm	<b>C / 55</b>
KL-0039-1784	Pressure/supporting sleeve, long, Ø 84/76 mm	<b>C / 56</b>
KL-0039-1802	Centring sleeve, long, Ø 27.4 mm	<b>C / 43</b>
KL-0039-1803	Centring sleeve, long, Ø 29.7 mm	<b>C / 44</b>
KL-0039-1910-2	Union nut M10x1.25	<b>A / 21</b>
KL-0039-1912-1	Lead screw, M12 for hydraulic cylinder	<b>A / 7</b>
KL-0039-1912-2	Union nut, M12	<b>A / 20</b>
KL-0039-1914-2	Union nut, M14	<b>C / 25</b>
KL-0039-1916-2	Union nut, M16	<b>C / 26</b>
KL-0039-1918-2	Union nut, M18	<b>D / 25</b>
KL-0039-1920-1	Tension spindle, M20 for hydraulic cylinder	<b>A / 8</b>
KL-0039-1930	Thrust spindle, M20x350	<b>A / 4</b>
KL-0039-1935	thrust piece	<b>B / 3</b>
KL-0039-2010-1	Lead screw, M10x1.25 for mechanical drive	<b>A / 5</b>
KL-0039-2012-1	Lead screw, M12 for mechanical drive	<b>A / 5</b>
KL-0039-2014-1	Lead screw, M14 for mechanical drive	<b>A / 6</b>
KL-0039-2016-1	Lead screw, M16 for mechanical drive	<b>A / 6</b>
KL-0039-2110-2	Quick-release nut, M10x1.25	<b>A / 17</b>
KL-0039-2112-2	Quick-release nut, M12	<b>A / 16</b>
KL-0039-2120-2	Quick-release nut, M20	<b>A / 13</b>
KL-0039-2192	Tapered adapter for quick-release nut, M20	<b>A / 14</b>
KL-0040-2500	Hydraulic cylinder, 17 t	<b>A / 23</b>
KL-0040-3009	Clamping nut, M20	<b>A / 18</b>
KL-0041-3800 A	Basic wheel hub puller with adjustment spindle	<b>B / 1</b>
KL-0041-3812	Clamping nut, Ø 30 mm, M20	<b>A / 19</b>
KL-0041-3931	Thrust screw, M14x1.5	<b>B / 2</b>
KL-0041-4400 C	Pair of clamping jaws, Ø 72 mm	<b>B / 17</b>
KL-0041-4500 B	Pair of clamping jaws, Ø 85 mm	<b>B / 18</b>
KL-0041-4600 E	Pair of clamping jaws, Ø 78 mm	<b>B / 19</b>
KL-0041-4601	Guide sleeve, Ø 29.5 mm	<b>C / 45</b>
KL-0041-4602	Guide sleeve, Ø 26.3 mm	<b>C / 46</b>
KL-0041-4607	housing	<b>B / 5</b>
KL-0041-4608 D	lid	<b>B / 5</b>

Part no.	designation	Deposit/Position
KL-0042-9001	clamping sleeve	<b>D / 8</b>
KL-0042-9002	handle	<b>D / 3</b>
KL-0042-9004	Special ring spanner size (waf) 36 with handle	<b>D / 4</b>
KL-0042-9031	Collet, size 3, Ø 44–48 mm	<b>D / 6</b>
KL-0042-9041	Collet, size 4, Ø 48 - 52 mm	<b>D / 7</b>
KL-0042-9051	Collet, size 5, Ø 52 - 56 mm	<b>D / 9</b>
KL-0042-9061	Collet, size 6, Ø 56 - 60 mm	<b>D / 10</b>
KL-0042-9081	Collet, size 8, Ø 64–68 mm	<b>D / 12</b>
KL-0042-9091	Collet, size 9, Ø 68 - 72 mm	<b>D / 11</b>
KL-0043-8662 A	Sleeve (top) VW-T4	<b>C / 41</b>
KL-0049-3004	hexagon nut M18	<b>C / 24</b>
KL-0049-31	Impact extractor 4.8 kg with adapter 2¼"-14 UNS	<b>A / 9</b>
KL-0049-360 A	Hook for impact extractor	<b>B / 7</b>
KL-0115	Retaining device for wheel hubs	<b>D / 1</b>
KL-0121-9600 B	hose clamp pliers	<b>D / 23</b>
KL-0121-9611-1	hook	<b>D / 24</b>
KL-0165-100	Ball joint puller Basic tool	<b>D / 21</b>
KL-0165-1001	Fork, size 1, 20 mm	<b>D / 21</b>
KL-0165-1101	Fork, size 1, 22 mm	<b>D / 13</b>
KL-0165-1201	Fork, size 1, 24 mm	<b>D / 14</b>
KL-0165-1401	Fork, size 1, 30 mm	<b>D / 15</b>
KL-0165-2001	Fork, size 2, 22 mm	<b>D / 16</b>
KL-0165-2201	Fork, size 2, 26 mm	<b>D / 17</b>
KL-0165-2301	Fork, size 2, 30 mm	<b>D / 18</b>
KL-0165-300	Ball joint puller Basic tool	<b>D / 22</b>
KL-0165-3501	Fork, size 3, 33 mm	<b>D / 22</b>
KL-0167-30 A	Eccentric wrench for removal/installation e inner tie rod joint	<b>D / 29</b>
KL-0173-611 A	Thread repair tool (M12x1.25)	<b>D / 26</b>
KL-0173-612	Thread repair tool (M12x1.5)	<b>D / 28</b>
KL-0173-622 A	Thread forming tool (M14x1.5)	<b>D / 27</b>
KL-0174-240	Perforated disc, size 2, (3-, 4-, 5- and 6-hole)	<b>B / 6</b>
KL-0174-559	Adapter 2¼"-14 UNS to 2¼"-14 UNS	<b>B / 8</b>
KL-0174-701	Union nut, hexagonal, M14	<b>B / 4</b>
KL-0174-722	Tension bolt type B, M12x1.25	<b>B / 12</b>
KL-0174-723	Tension bolt type B, M12x1.5	<b>B / 13</b>
KL-0174-724	Tension bolt type B, M14x1.5	<b>B / 14</b>
KL-0174-727	Tension bolt type B, M14x1.25	<b>B / 15</b>
KL-0174-728	Tension bolt M15x1.25	<b>B / 16</b>
KL-0174-762	Tension bolt type M, M12x1.25	<b>B / 9</b>

Part no.	designation	Deposit/Position
KL-0174-763	Tension bolt type M, M12x1.5	<b>B / 10</b>
KL-0174-764 A	Tension bolt, type M, M14x1.5	<b>B / 11</b>
KL-0174-817	Spindle, M20x1.5 x 150 with tenon	<b>D / 2</b>
KL-0174-851	Thrust piece for wheel hubs, outer diameter 34 mm	<b>D / 19</b>
KL-0174-854	Thrust piece for wheel hubs, outer diameter 48 mm	<b>D / 20</b>
KL-0177-2051	Clamping spindle M16x1.5 (female thread)	<b>D / 25</b>
KL-0177-2052	Lead screw M18x1.5 (female thread)	<b>D / 25</b>
KL-0177-2053	Tension spindle M20x1.5 (female thread)	<b>D / 25</b>
KL-0177-2054	Draw screw M22x1.5 (female thread)	<b>D / 25</b>
KL-0177-2055	Drawing spindle M24x1.5 (female thread)	<b>D / 25</b>
KL-0177-2056	Drawing spindle M27x1.5 (female thread)	<b>D / 25</b>
KL-0177-2057	Drawing spindle M30x1.5 (female thread)	<b>D / 25</b>
KL-0177-2061	Tension spindle M14x1.5 (bolt thread) VW-Audi	<b>D / 25</b>
KL-0177-2062	Drawbar bolt M16x1.5 (bolt thread) VW-Audi	<b>D / 25</b>
KL-0177-3001	Housing outer diameter 39 mm, inner diameter 29 mm	<b>D / 25</b>
KL-0177-3002	Housing outer diameter 46 mm, inner diameter 36 mm	<b>D / 25</b>
KL-0190-12	Push-off fork with handle	<b>D / 30</b>
KL-0192-5	Circlip pliers, Ø 40 - 100 mm	<b>A / 32</b>
KL-0214-2202	Spacer ring, Ø 30 mm	<b>A / 22</b>
KL-0215-4004	drawbar	<b>C / 32</b>
KL-0326-1000 B	press bracket	<b>C / 27</b>
KL-0326-1111	Adapter ring 1 with O-ring	<b>C / 20</b>
KL-0326-1311	Adapter ring 3 with O-ring	<b>C / 22</b>
KL-0326-1312 A	Adapter ring 4	<b>C / 21</b>
KL-0326-1313 A	Pressure/supporting sleeve, Ø 60/52 mm	<b>C / 39</b>
KL-0326-1314	Pressure/supporting sleeve, Ø 56/48 mm	<b>C / 40</b>
KL-0326-1411	Adapter ring 5, with O-ring	<b>C / 23</b>
KL-0350-5102	thrust sleeve	<b>C / 42</b>
KL-0610-1311 A	Pressure/supporting sleeve, Ø 59.3 / 52 mm	<b>C / 2</b>
KL-0610-1332	Pressure/supporting sleeve, Ø 70/62 mm	<b>C / 3</b>
KL-0610-1341	Pressure/supporting sleeve, Ø 70 / Ø 66.5 mm	<b>C / 4</b>
KL-0610-1501-1	pressure ring	<b>C / 28</b>
KL-0610-1501-2	pull rod extension	<b>C / 31</b>
KL-0610-1502	Thrust sleeve Ford, Volvo	<b>C / 1</b>
KL-0610-1503	adapter	<b>C / 19</b>
KL-2211-1112	Supporting sleeve Subaru	<b>C / 38</b>
KL-4007-411	3/4" articulated handle, 980 mm	<b>A / 1</b>
KL-4014-4224	Screwdriver bit, SW24	<b>A / 2</b>
KL-4031-4118	Screwdriver bit, 3/4", XZN-M18, 61 mm	<b>A / 15</b>





